

Vorbereitung des Zehnerübergangs

1 Ergänze die Zwanzigertafel.

1									10
11									20

2 Ergänze die Ausschnitte aus der Zwanzigertafel.

3		

		10

	7	

3

14		
10		
	2	

17		
7		
5		

20		
	10	
5		

4

 $10 + 3 = \underline{\quad}$

$10 + \underline{\quad} = 15$

$16 - \underline{\quad} = 10$

$10 + 7 = \underline{\quad}$

$10 + \underline{\quad} = 13$

$18 - \underline{\quad} = 10$

$10 + 6 = \underline{\quad}$

$10 + \underline{\quad} = 19$

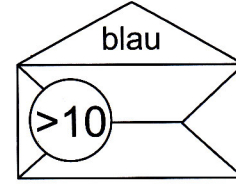
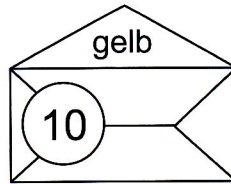
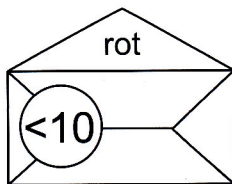
$15 - \underline{\quad} = 10$

$10 + 9 = \underline{\quad}$

$10 + \underline{\quad} = 20$

$19 - \underline{\quad} = 10$

5 Male zuerst die Briefumschläge an.



$6 + 3$

$8 - 6$

$16 - 4$

$12 + 7$

$10 - 7$

$15 - 5$

$2 + 8$

$11 + 9$